

International Academic Competitions has a new online buzzer system!

<https://www.goodbuzz.iacompetitions.com>

- 1 Use the link above to go to the Good Buzz tournament hub.
- 2 Click on your tournament to get to that event's home page.
- 3 Stay on the tournament home page during the Welcome Meeting and in between rounds.

Click on your room link at the **start** of each round.

GOODBUZZ

Ongoing Tournaments

[December Online Regionals - Geography Bee](#)

[December Online Regionals - Science Bee](#)

[December Online Regionals - History Bee](#)

[December 14 National History Bowl](#)

GOODBUZZ

December Online Regionals - Geography Bee

Rooms

Room	Description
Geography Room V-A	
Geography Room J-A	
Geography Room 8-A	
Geography Room 8-B	

Out of respect for my competitors, the writers of the set, IAC staff, and the spirit of the game, I am choosing to play fairly and NOT cheat during this event.

Settings

Name:

Team:

Signing In
CLICK SAVE to finish!

	Name	Team	Tournament ID
Bees: Individual Competitions	Individual Tournament ID First Name Last Initial <i>Ex: 1927 Leslie HB</i>	Any! It will not be used and will not impact scoring or buzzing	In Column A on Room Assignments sheet
Bowls: Team Competitions	Team Tournament ID First Name Last Initial <i>Ex: UCA Leslie HB</i>	Team 1: First team in match schedule Team 2: Second team in match schedule	Next to team on Competitor List

Good Buzz Online Buzzer

Ways to Buzz

- Click the Buzzer with your mouse
- Tap the Buzzer with your finger (mobile device)
- Check the “Enable spacebar buzzing” box
 - Click anywhere white on the Good Buzz screen so you don’t just toggle spacebar buzzing on and off
 - Press the spacebar

Buzzer Log

The log is provided for information purposes only. The log CANNOT be used to challenge or protest. All moderator decisions around winning the buzz are final.

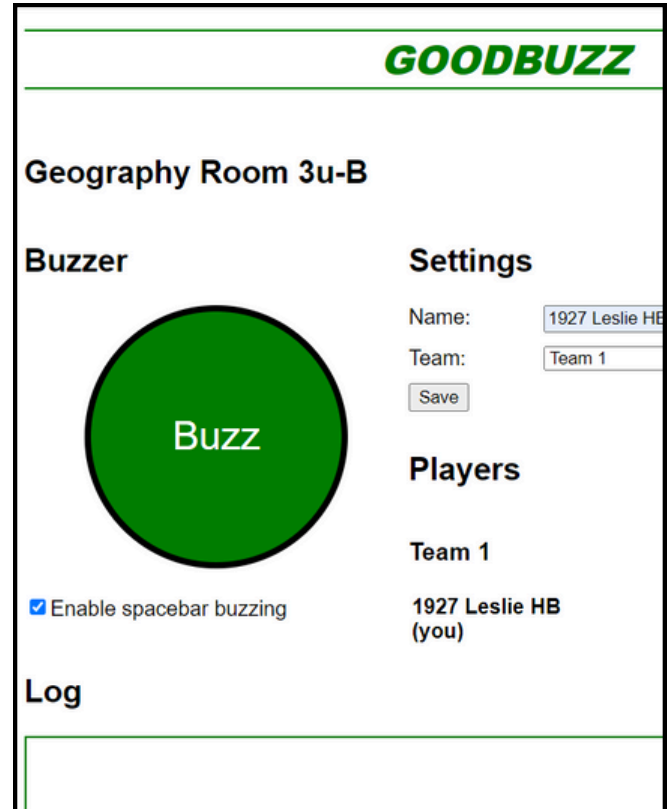
Mobile Devices

Using a mobile device lets you buzz in while keeping both hands visible. Having Good Buzz open will not keep your device from going to sleep, though it will keep you “logged in” to your room. If your device goes to sleep:, just unlock it like normal

We HIGHLY recommend that you reset your auto-lock/screen timeout to the highest setting or “never” so your buzzer does not go to sleep during a round.

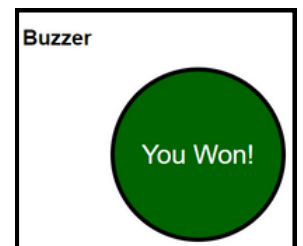
For iPhones, this is done through Settings > Display & Brightness > Auto-Lock > set to Never.

For Androids, this is done through Settings > Display > Screen Timeout > set to 30 minutes or never. For both you may need to scroll within menus to get to the appropriate selection.

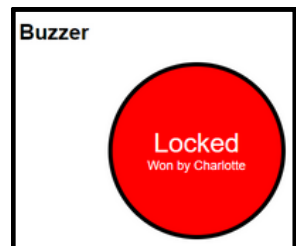


What you see when...

**you win
the buzz!**



**another
player wins
the buzz**



**you give an
incorrect
answer**

